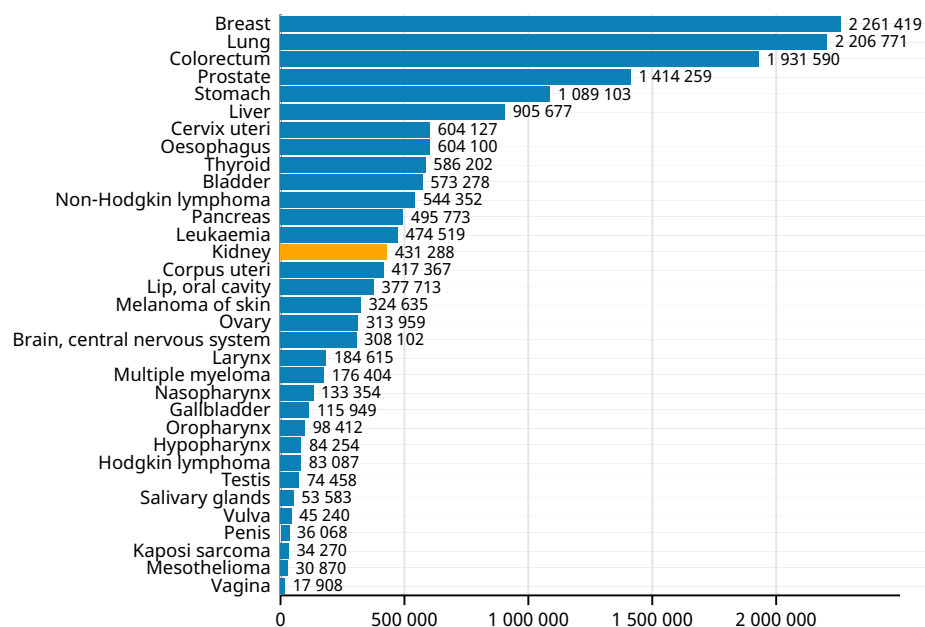


Kidney

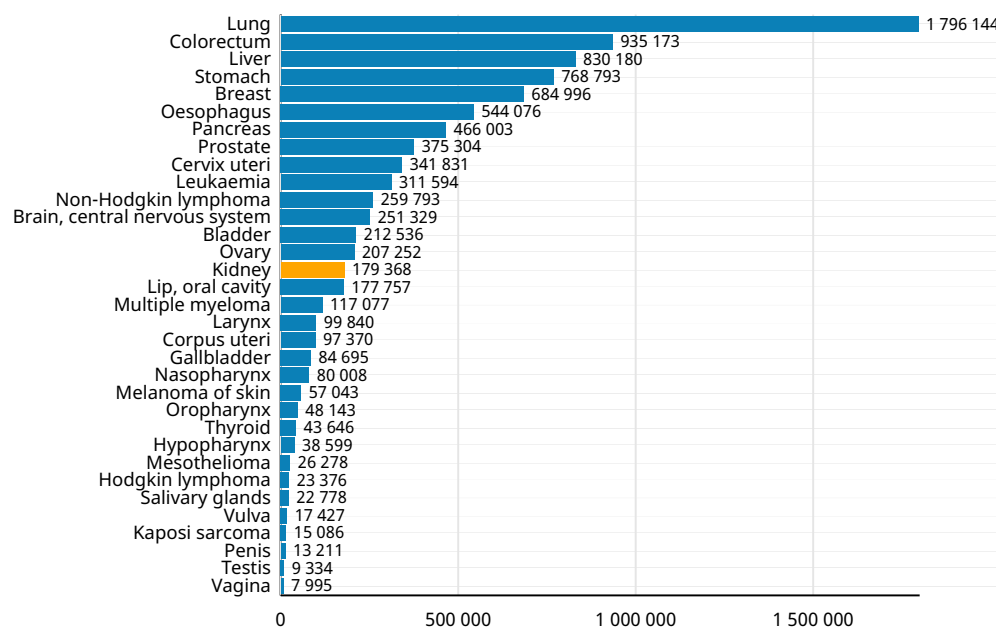
Source: Globocan 2020



Number of new cases in 2020, both sexes, all ages



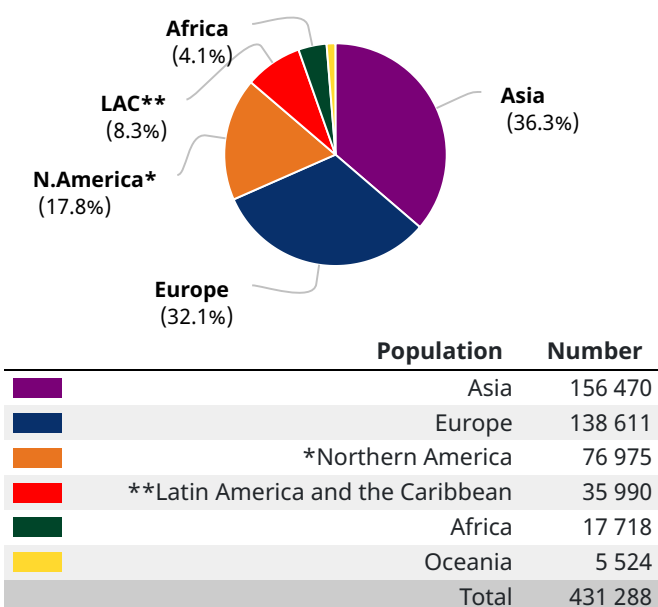
Number of deaths in 2020, both sexes, all ages



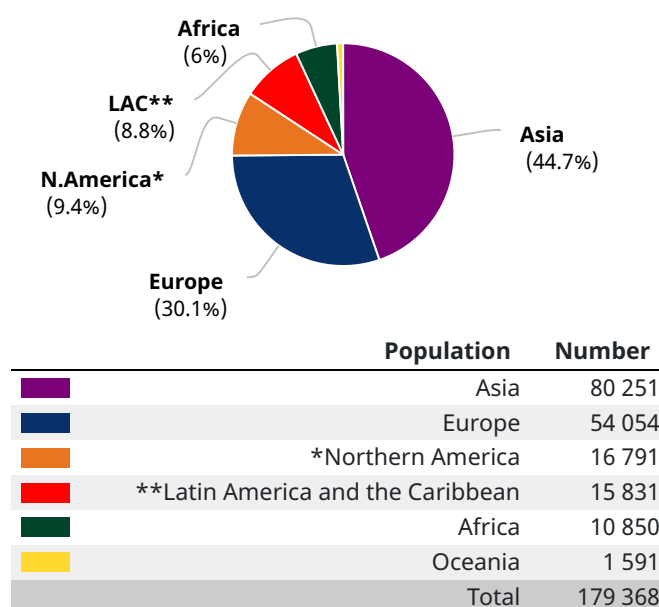
Cancer incidence and mortality statistics worldwide and by region

	Incidence						Mortality					
	Both sexes		Males		Females		Both sexes		Males		Females	
	New cases	Cum. risk 0-74 (%)	New cases	Cum. risk 0-74 (%)	New cases	Cum. risk 0-74 (%)	Deaths	Cum. risk 0-74 (%)	Deaths	Cum. risk 0-74 (%)	Deaths	Cum. risk 0-74 (%)
Eastern Africa	5 513	0.15	2 836	0.19	2 677	0.13	3 654	0.12	1 877	0.14	1 777	0.10
Middle Africa	1 631	0.09	855	0.11	776	0.07	1 050	0.07	556	0.09	494	0.06
Northern Africa	4 716	0.22	2 758	0.28	1 958	0.17	2 504	0.11	1 453	0.13	1 051	0.09
Southern Africa	1 416	0.26	889	0.39	527	0.17	675	0.14	446	0.21	229	0.08
Western Africa	4 442	0.18	2 283	0.20	2 159	0.17	2 967	0.14	1 516	0.15	1 451	0.12
Caribbean	1 449	0.30	917	0.41	532	0.20	686	0.13	443	0.19	243	0.08
Central America	7 027	0.45	4 404	0.63	2 623	0.30	3 645	0.23	2 377	0.34	1 268	0.15
South America	27 514	0.59	16 965	0.81	10 549	0.40	11 500	0.23	7 362	0.34	4 138	0.14
Northern America	76 975	1.40	48 541	1.86	28 434	0.98	16 791	0.24	10 904	0.35	5 887	0.14
Eastern Asia	108 503	0.45	71 212	0.61	37 291	0.29	54 658	0.21	36 453	0.30	18 205	0.12
South-Eastern Asia	11 968	0.19	7 668	0.25	4 300	0.13	6 259	0.09	4 056	0.13	2 203	0.06
South-Central Asia	25 855	0.15	15 921	0.19	9 934	0.11	14 966	0.09	9 615	0.12	5 351	0.06
Western Asia	10 144	0.47	6 447	0.63	3 697	0.33	4 368	0.20	2 896	0.29	1 472	0.12
Central and Eastern Europe	49 772	1.16	29 297	1.63	20 475	0.80	20 238	0.42	12 737	0.68	7 501	0.23
Western Europe	39 869	1.11	25 163	1.52	14 706	0.72	16 120	0.30	10 460	0.44	5 660	0.17
Southern Europe	27 293	0.97	17 952	1.38	9 341	0.59	10 133	0.26	6 708	0.40	3 425	0.14
Northern Europe	21 677	1.18	13 409	1.56	8 268	0.83	7 563	0.30	4 696	0.42	2 867	0.18
Australia and New Zealand	5 380	1.19	3 631	1.67	1 749	0.73	1 525	0.25	996	0.36	529	0.14
Melanesia	92	0.14	60	0.19	32	0.09	48	0.08	34	0.12	14	0.04
Polynesia	38	0.69	27	1.00	11	0.39	11	0.26	8	0.36	3	0.16
Micronesia	14	0.29	14	0.60	0	0	7	0.11	7	0.21	0	0
Low HDI	11 816	0.17	6 247	0.20	5 569	0.14	7 847	0.13	4 168	0.15	3 679	0.10
Medium HDI	29 914	0.15	17 629	0.19	12 285	0.12	17 304	0.09	10 639	0.12	6 665	0.07
High HDI	124 811	0.37	79 711	0.49	45 100	0.26	66 887	0.20	44 463	0.28	22 424	0.12
Very high HDI	264 550	1.09	167 530	1.49	97 020	0.73	87 267	0.28	56 283	0.41	30 984	0.16
World	431 288	0.52	271 249	0.70	160 039	0.36	179 368	0.20	115 600	0.28	63 768	0.12

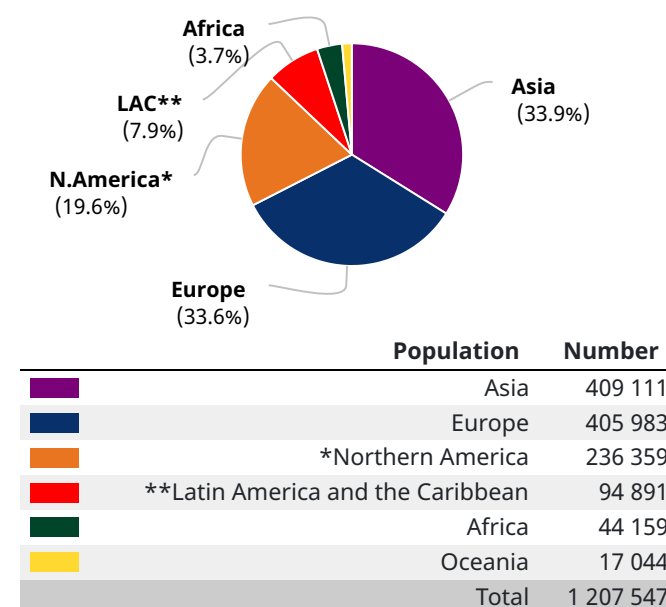
Incidence, both sexes



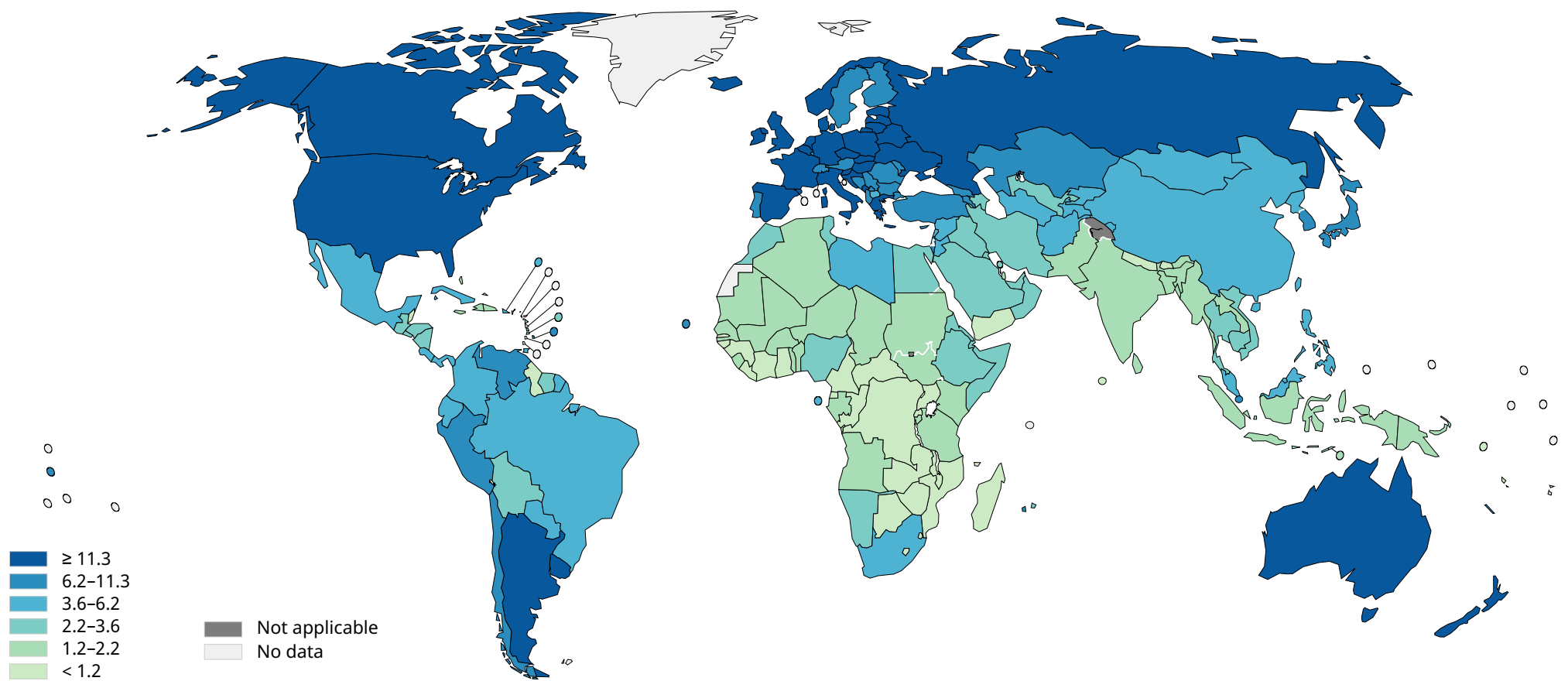
Mortality, both sexes



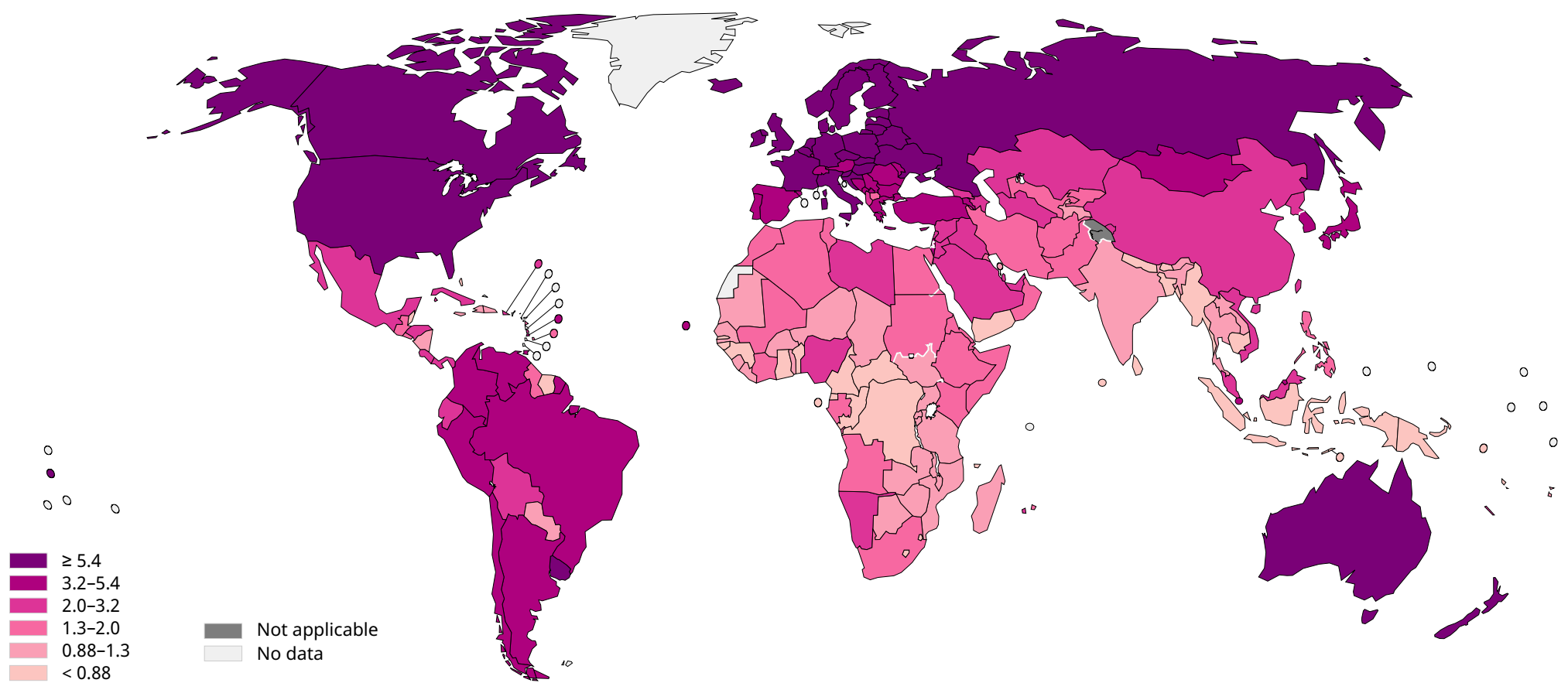
5-year prevalence, both sexes



Age standardized (World) incidence rates, kidney, males, all ages



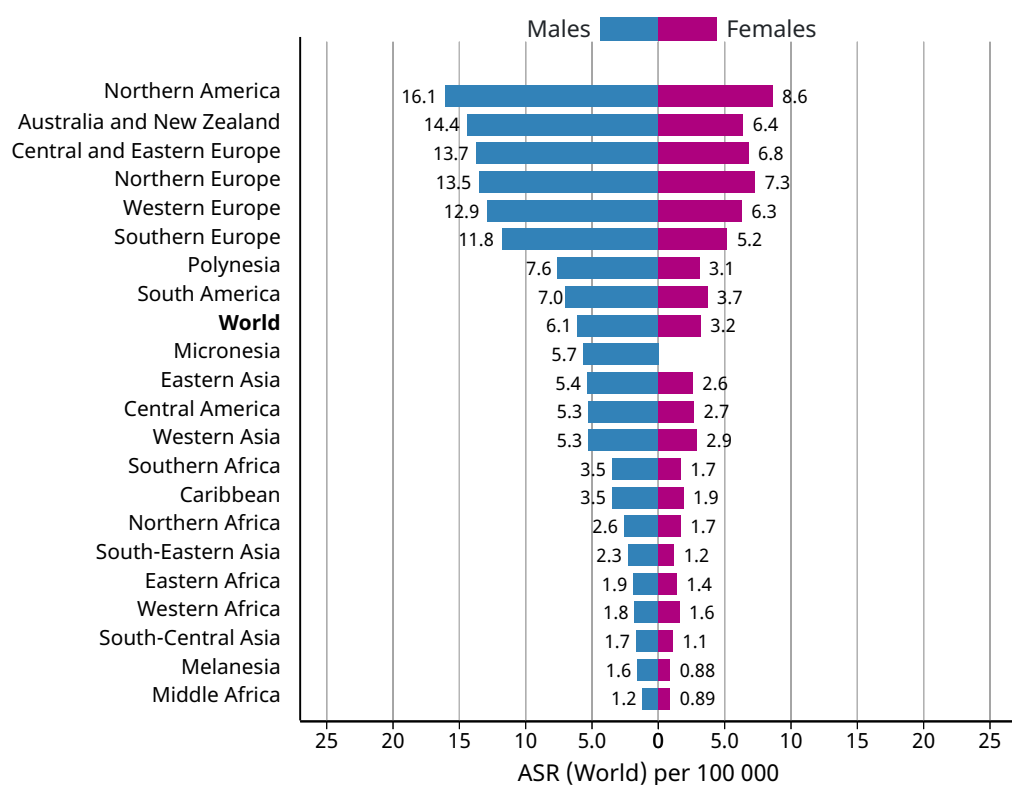
Age standardized (World) incidence rates, kidney, females, all ages



Data source: GLOBOCAN 2020
Graph production: IARC (<https://gco.iarc.fr/today>)
World Health Organization

World Health Organization
© International Agency for Research on Cancer 2020

Age standardized (World) incidence rates, kidney, by sex



Age standardized (World) incidence and mortality rates, kidney

