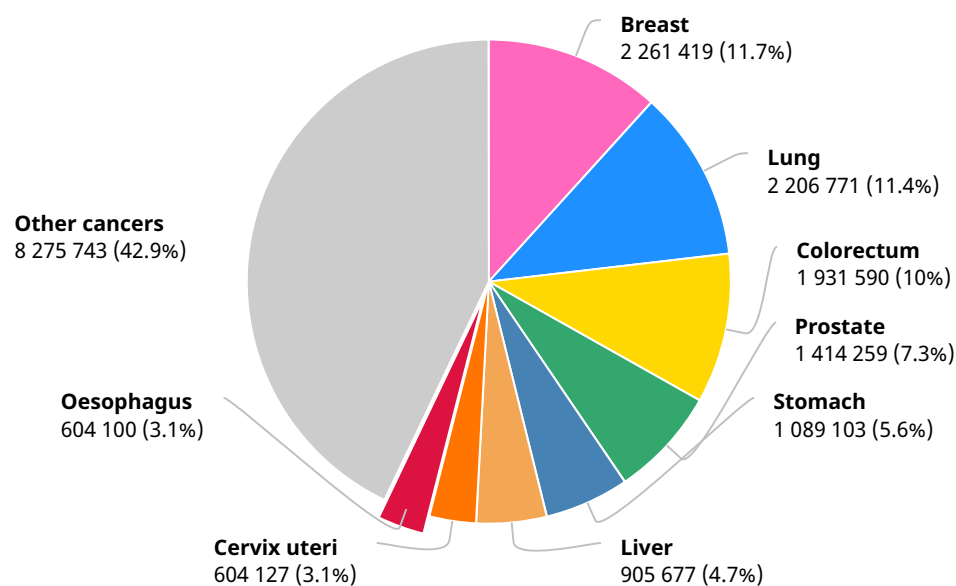


Oesophagus

Source: Globocan 2020

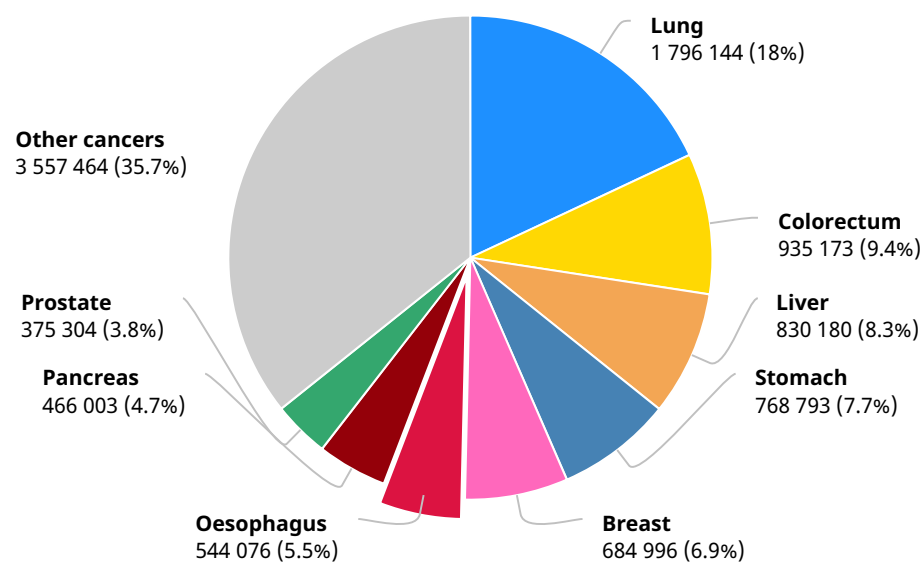


Number of new cases in 2020, both sexes, all ages



Total: 19 292 789 cases

Number of deaths in 2020, both sexes, all ages

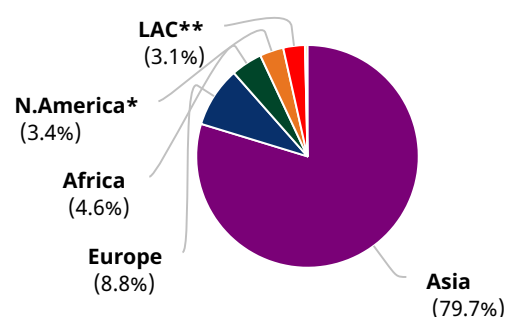


Total: 9 958 133 deaths

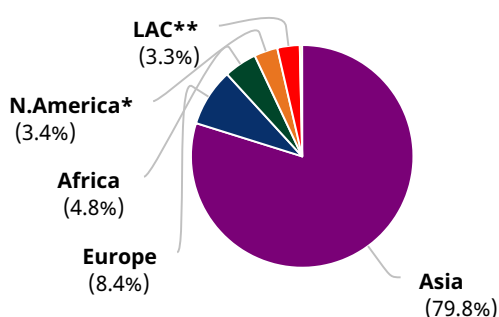
Cancer incidence and mortality statistics worldwide and by region

	Incidence						Mortality					
	Both sexes		Males		Females		Both sexes		Males		Females	
	New cases	Cum. risk 0-74 (%)	New cases	Cum. risk 0-74 (%)	New cases	Cum. risk 0-74 (%)	Deaths	Cum. risk 0-74 (%)	Deaths	Cum. risk 0-74 (%)	Deaths	Cum. risk 0-74 (%)
Eastern Africa	16 137	0.87	8 514	1.00	7 623	0.77	15 188	0.84	8 028	0.96	7 160	0.73
Middle Africa	2 136	0.30	1 343	0.39	793	0.21	2 030	0.29	1 275	0.38	755	0.21
Northern Africa	3 254	0.18	1 750	0.20	1 504	0.16	3 152	0.17	1 694	0.19	1 458	0.16
Southern Africa	3 610	0.78	2 109	1.11	1 501	0.54	3 449	0.76	2 049	1.08	1 400	0.51
Western Africa	2 409	0.15	1 318	0.16	1 091	0.13	2 278	0.14	1 240	0.16	1 038	0.12
Caribbean	1 703	0.34	1 311	0.56	392	0.14	1 647	0.33	1 267	0.55	380	0.13
Central America	1 779	0.11	1 315	0.17	464	0.05	1 704	0.10	1 249	0.17	455	0.05
South America	15 529	0.33	11 779	0.54	3 750	0.13	14 448	0.30	10 992	0.51	3 456	0.11
Northern America	20 806	0.36	16 298	0.60	4 508	0.13	18 480	0.30	14 800	0.52	3 680	0.10
Eastern Asia	357 779	1.55	251 456	2.26	106 323	0.86	319 118	1.33	221 846	1.94	97 272	0.73
South-Eastern Asia	14 439	0.23	11 576	0.39	2 863	0.08	13 695	0.22	10 999	0.38	2 696	0.07
South-Central Asia	105 034	0.66	65 281	0.83	39 753	0.49	97 436	0.61	60 429	0.77	37 007	0.46
Western Asia	4 300	0.21	2 309	0.24	1 991	0.17	4 114	0.20	2 194	0.23	1 920	0.17
Central and Eastern Europe	15 435	0.36	12 517	0.72	2 918	0.10	14 120	0.33	11 435	0.66	2 685	0.09
Western Europe	18 283	0.52	13 938	0.84	4 345	0.21	14 842	0.37	11 403	0.62	3 439	0.14
Southern Europe	6 307	0.22	4 892	0.39	1 415	0.07	5 564	0.18	4 355	0.31	1 209	0.06
Northern Europe	12 968	0.64	9 070	0.99	3 898	0.31	10 985	0.49	7 717	0.78	3 268	0.22
Australia and New Zealand	1 916	0.37	1 387	0.59	529	0.16	1 564	0.28	1 164	0.47	400	0.11
Melanesia	247	0.42	161	0.60	86	0.26	234	0.41	152	0.58	82	0.26
Polynesia	16	0.28	16	0.56	0	0	15	0.24	15	0.48	0	0
Micronesia	13	0.32	10	0.49	3	0.18	13	0.32	10	0.49	3	0.18
Low HDI	18 457	0.43	10 060	0.50	8 397	0.37	17 558	0.42	9 569	0.48	7 989	0.36
Medium HDI	111 582	0.62	70 828	0.82	40 754	0.44	103 722	0.58	65 815	0.76	37 907	0.41
High HDI	362 576	1.14	250 143	1.65	112 433	0.65	337 168	1.02	232 396	1.51	104 772	0.57
Very high HDI	111 343	0.44	87 210	0.77	24 133	0.15	85 497	0.31	66 433	0.55	19 064	0.11
World	604 100	0.78	418 350	1.15	185 750	0.44	544 076	0.68	374 313	1.01	169 763	0.38

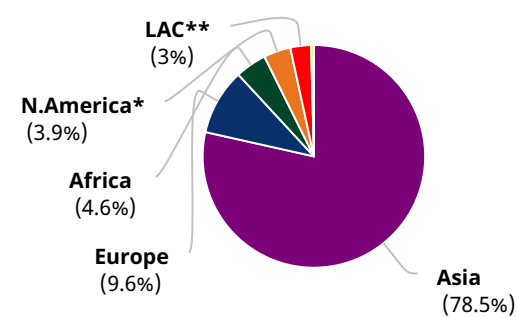
Incidence, both sexes



Mortality, both sexes



5-year prevalence, both sexes

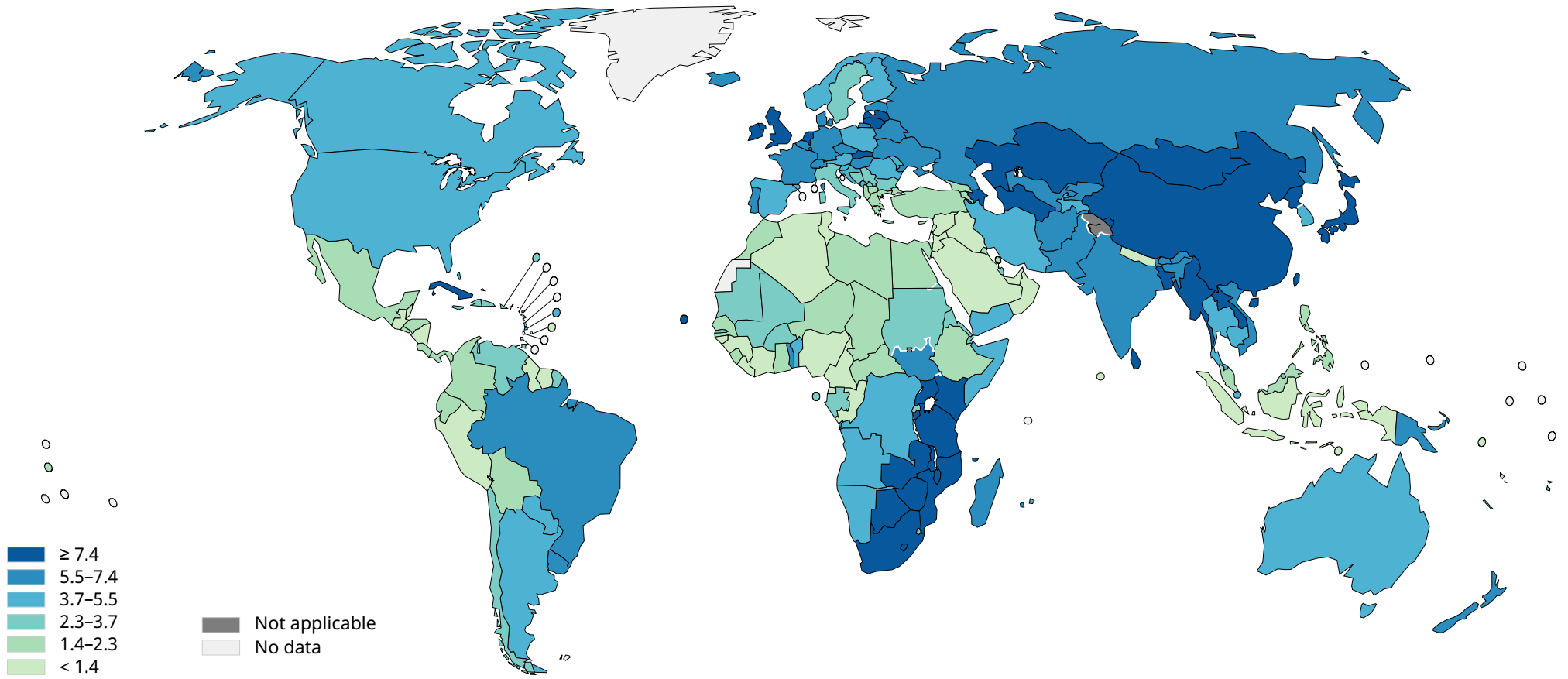


Region	Population	Number
Asia	4 815 52	481 552
Europe	52 993	52 993
Africa	27 546	27 546
*Northern America	20 806	20 806
**Latin America and the Caribbean	19 011	19 011
Oceania	2 192	2 192
Total	604 100	604 100

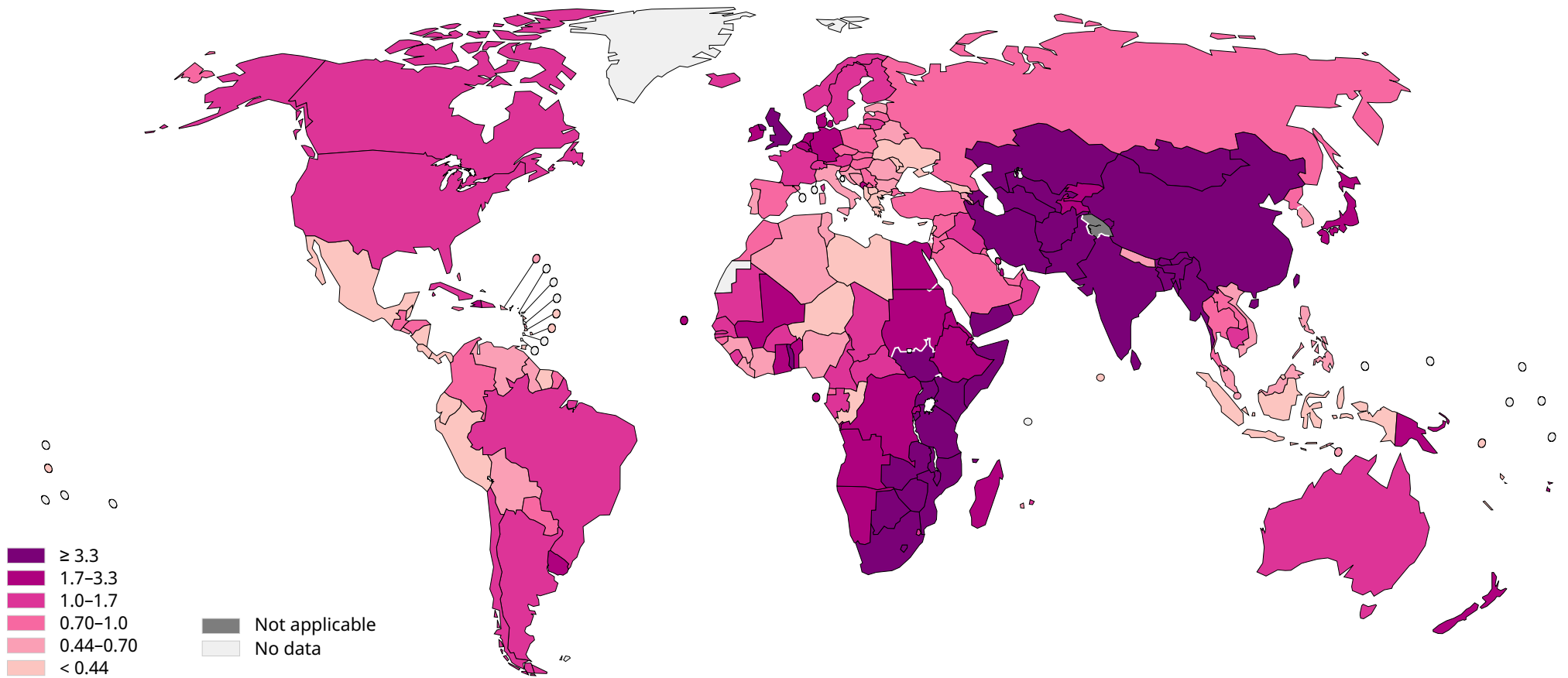
Region	Population	Number
Asia	4 343 63	434 363
Europe	45 511	45 511
Africa	26 097	26 097
*Northern America	18 480	18 480
**Latin America and the Caribbean	17 799	17 799
Oceania	1 826	1 826
Total	544 076	544 076

Region	Population	Number
Asia	523 122	523 122
Europe	64 061	64 061
Africa	30 341	30 341
*Northern America	26 160	26 160
**Latin America and the Caribbean	20 058	20 058
Oceania	2 646	2 646
Total	666 388	666 388

Age standardized (World) incidence rates, oesophagus, males, all ages



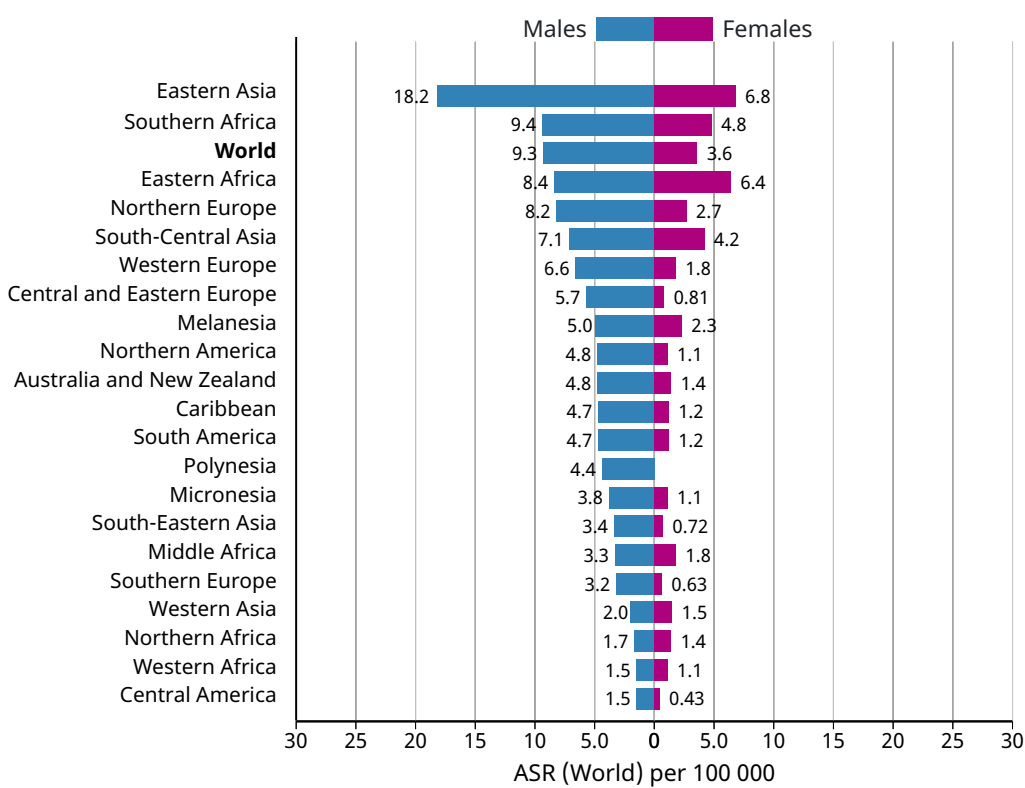
Age standardized (World) incidence rates, oesophagus, females, all ages



Data source: GLOBOCAN 2020
Graph production: IARC (<https://gco.iarc.fr/today>)
World Health Organization

World Health Organization
© International Agency for Research on Cancer 2020

Age standardized (World) incidence rates, oesophagus, by sex



Age standardized (World) incidence and mortality rates, oesophagus

